

POWER GENERATORS

INMESOL

RR

**RENTAL
RANGE**

T4f

Tier 4 final
compliant

12-240 kVA PRP

60 Hz



www.inmesol.com

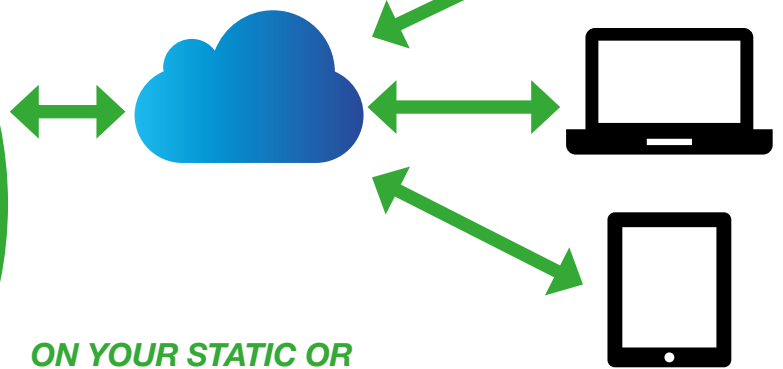
POWER GENERATORS

INMESOL

**ADAPTED
SAFE
MONITORED**

TR CKED

INMESOL gensets may have GSM/GPS devices installed for real time remote control, monitoring, and tracking



ON YOUR STATIC OR MOBILE DEVICE:

- ✓ Generator set status
- ✓ Real time location and motion alerts
- ✓ Alarms and monitoring
- ✓ Fuel level and consumption

**ANYTIME,
ANYWHERE IN THE WORLD**

DSE 890 is the optional device that makes it possible to store in the cloud the information of the genset collected by the central control unit, and access it through the DSEWebNet platform from a mobile phone, tablet, or computer.

www.inmesol.com

INMESOL, S.L. / HEAD OFFICE

Carretera de Fuente Álamo, 2 / 30153 CORVERA · Murcia / SPAIN

Phone: +34 968 380 300 | +34 968 380 879 | Fax: +34 968 380 400

inmesol@inmesol.com

Follow us on  



POWER GENERATORS
INMESOL

RR RENTAL RANGE T4f



The Rental Range of **INMESOL** generators is aimed at temporary power supply and its main applications are construction, mining, events, telecommunications, industries, etc.

It has a wide range of features that facilitate both the daily operation and the service tasks. This, together with a wide variety of options such as enhanced filters, fluids quick connectors, synchronising controllers, remote control devices, offer the fleet managers optimum flexibility and serviceability.

The Rental Range mainly stands out for its soundproof cabin, developed by our team of engineers to comply with the most stringent regulations for sound emissions in order to **minimize the noise pollution**.

The INMESOL generators for rental are built with robustness and solidity for working in the toughest environments. Their compact design allows for important **fuel savings** when it comes to move them from one location to the next.

They are equipped with **clean engines**, EPA **Tier 4 final compliant**, from reputed manufacturers with an excellent service network worldwide.

Their leak-proof frame **prevents from ground contamination** due to fluids spills. Also, it has been adapted to make them suitable for being fitted on a road trailer.

Committed to the environment



KOHLER®

DIESEL

480/277 V

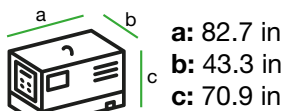
17-37 kVA PRP

208/120 V

17-36 kVA PRP

240/120 V

12-24 kVA PRP



Fuel tank capacity: 58 gl



KOHLER®

DIESEL

480/277 V

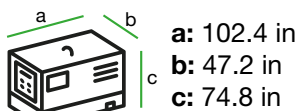
51 kVA PRP

208/120 V

47 kVA PRP

240/120 V

32 kVA PRP



Fuel tank capacity: 74 gl





JOHN DEERE

DIESEL

480/277 V

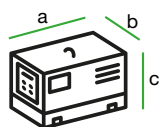
97-130 kVA PRP

208/120 V

95-128 kVA PRP

240/120 V

61-84 kVA PRP



a: 118.1 in

b: 47.2 in

c: 86.6 in

Fuel tank capacity: 190 gl



JOHN DEERE

DIESEL

480/277 V

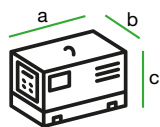
195-241 kVA PRP

208/120 V

193-238 kVA PRP

240/120 V

135-155 kVA PRP



a: 145.7 in

b: 47.2 in

c: 94.5 in

Fuel tank capacity: 344 gl



Key features:



1 SOUNDPROOF CANOPY

with rockwool lane for:

- Acoustic isolation (very low sound levels).
- Thermic isolation, (low/high temperatures).



2 PROTECTED with QUALICOAT paint that provides high resistance to ultraviolet radiation and ensure durability even under severe and extreme environmental conditions.



3 CERTIFIED LIFTING HOOK, guaranteeing stability and safety in transfer operations.




4 UPPER AIR EXHAUST contributes to reducing the noise emissions.



5 WIDE DOORS that facilitate maintenance operations.




6 DOOR RETAINER that facilitate maintenance operations.



7 SOUND PROOF DOORS protected by a metal grid.



8 DOCUMENTS BAG



9 LARGE LIFTING POCKETS to facilitate handling and transport.



10 ON-OFF BATTERY SWITCH: detachable. When removed, the equipment cannot be operated.



11 VOLTAGE SELECTOR to change between:


- 3 Φ 4 wire 480/277 V
- 3 Φ 4 wire 208/120 V
- 1 Φ 3 wire 240/120 V



12 CABLES LOCK for fixing the power cables, thus avoiding the power lugs or sockets to withstand mechanical efforts due to unexpected pulls.



13 DISTRIBUTION PANEL with combination of convenience receptacles, cam-locks & cable lugs.



14 HEAVY DUTY SKID that protects the socket kit and control panel from damage in transport operations.



15 24H FUEL TANK with internal reinforcements and baffle walls that prevent sloshing of fuel when the gen set is transported with a full tank.




17 POCKETS FOR TOWING/TIE-DOWN.



16 RETENTION BUND (capable of retaining up to 120%).



18 CONTROL PANEL PROTECTED FROM RAIN, damage and unwanted access by a locked door.



Models & technical data



KOHLER



JOHN DEERE

GENERAL			
Model	IKRF-020	IKRF-040	IKRF-055
Engine model	KDI1903M	KDI1903TCR	KDI2504TCR
Cylinders	3	3	4
Displacement (L)	1.9	1.9	2.5
Aspiration	Natural	Turbo-CAC	Turbo-CAC
Speed governor	Mechanical	Electronic	Electronic
After-treatment	No	DOC	DOC
Controller	DSE6110MKIII	DSE6110MKIII	DSE6110MKIII

IJRF-105	IJRF-140	IJRF-215	IJRF-265
4045HFG04	4045HFG06	6068HFG05	6068HFG06
4	4	6	6
4.5	4.5	6.8	6.8
Turbo-CAC	Turbo-CAC	Turbo-CAC	Turbo-CAC
Electronic	Electronic	Electronic	Electronic
DOC+SCR	DOC+SCR	DOC+SCR	DOC+SCR
DSE7320MKII	DSE7320MKII	DSE7320MKII	DSE7320MKII

PRIME POWER			
@ 480 V 3 Φ			
Power (kVA / kW)	17 / 14	37 / 30	51 / 41
Current (A)	21	45	62
@ 208 V 3 Φ			
Power (kVA / kW)	17 / 14	36 / 29	47 / 38
Current (A)	48	101	131
@ 240 V 1 Φ			
Power (kVA / kW)	12 / 12	24 / 24	32 / 32
Current (A)	52	100	131

97 / 78	130 / 104	195 / 156	241 / 192
117	156	235	290
95 / 76	128 / 102	193 / 154	238 / 191
264	355	536	662
61 / 61	84 / 84	135 / 135	155 / 155
254	350	563	646

STAND-BY POWER			
@ 480 V 3 Φ			
Power (kVA / kW)	19 / 15	40 / 32	56 / 44
Current (A)	23	49	67
@ 208 V 3 Φ			
Power (kVA / kW)	19 / 15	40 / 32	52 / 42
Current (A)	53	111	144
@ 240 V 1 Φ			
Power (kVA / kW)	14 / 14	27 / 27	35 / 35
Current (A)	57	113	144

105 / 84	141 / 112	214 / 171	265 / 212
127	169	257	319
104 / 83	140 / 112	212 / 170	263 / 210
290	388	590	731
65 / 65	88 / 88	148 / 148	170 / 170
269	368	617	708

DIMENSIONS & CAPACITIES			
Length (in)	82.7	82.7	102.4
Width (in)	43.3	43.3	47.2
Height (in)	70.9	70.9	74.8
Weight (lb)	2646	2866	3086
Fuel tank capacity (gl)	58	58	74
Fuel consump. (gl/h) *	1.2	2.4	3.0
Fuel autonomy (h) *	47	24	25
DEF tank capacity (gl)	No	No	No
DEF autonomy (h)	No	No	No
Sound level @ 23' (dB(A))	66	67	66

118.1	118.1	145.7	145.7
47.2	47.2	47.2	47.2
86.6	86.6	94.5	94.5
3968	5071	7716	8157
190	190	344	344
5.9	7.7	10.2	14.0
32	25	34	25
12	12	12	15
>24	>24	>24	>24
71	72	73	75

* @ 100% PRP

Standard scope of supply

Engine and alternator coupled by means of flexible discs and assembled on a robust steel skid frame through heavy duty anti-vibration mounts.

Soundproof canopy made of steel and insulated by means of high density rock-wool panels. With heavy duty hinges and locks and with all external nuts and bolts made of stainless steel.

Skid frame and canopy treated with a preliminary rust-removing process, followed by polyester powder coating by electrostatic deposition (QUALICOAT), and a later furnace curing and drying. This unique process guarantees an excellent durability for working in the most aggressive environments.

Water cooled, EPA Tier 4 Final compliant Diesel engine with belt driven blower fan and cooling radiator.

High inrush capacity, AVR regulated, brushless, 12 leads alternator with Class H insulation.

Manual and remote start control panel with digital controller for control, protection and reading of the operation parameters of the generator.

3 poles circuit breaker for protection of the generator against short circuits and overloads.

Distribution panel with convenience receptacles (2 x 120V 20 amps GFCI duplex outlets & 3 x 250V 50 amps twist-lock outlets), set of cam-locks and power cables lugs. Safety switch in the lugs cover. Protected by a weather-proof, lockable door.

Lockable, manual operated voltage selector switch for changing between three phase, 4 wires, 480/277V; three phase, 4 wires, 208/120V & single phase, 3 wires, 240/120V.

Cables lock for fixing the power cables.

Prepared for earth stud installation (earth stud not included).

Double wall, metal fuel tank for 24 hours autonomy, equipped with baffle walls, large register for cleaning, draining plug and internal fuel filling cap.

Retention bund with 120% capacity.

Integrated exhaust muffler with rain cap in the outlet.

Lifting hook, forklift pockets for easy lifting from the bottom and large pockets for towing and tying-down purposes.

Coolant filling register.

Easy access to radiator for cleaning and replacement.

Protection of hot, mobile, and live parts.

Hand oil sump draining pump.

External emergency stop push button.

Engine starting lead-acid battery “maintenance free” complete with connecting cables, terminals protection and on-off switch.

Battery charging alternator.

Vertical outlet for hot air for better sound attenuation.

Documents bag.

Door retainers.

Control modules



DSE 6110 MKIII Auto Start Control Module

The DSE 6110 MKIII is an advanced controller that has a wide range of functions, outputs, inputs and a large screen to view the status and measurements.

Standard in generators with Kohler engines.



DSE 7310 MKII Auto Start Control Module

The DSE 7310 MKII is an advanced controller with all the features of DSE 6110 MKIII and more functions, inputs, outputs and communication ports.

Standard in generators with John Deere engines. Option in generator with Kohler engines.

OP OPTIONS AND ACCESSORIES

- Coolant heaters.
- Fuel filter heaters.
- Intake air heaters.
- Heated controller display.
- Anti-condensation heaters in the alternator or control panel for sites with high humidity.
- Enhanced alternator impregnation for aggressive environments.
- Upgraded controllers.
- Upgraded AVR's.
- Battery charger.
- Adjustable earth leakage protection relay.
- Voltage rheostat.
- Internal canopy lighting.

- Synchronising panel.
- Ample variety of remote control devices.
- Automatic and/or manual fuel transfer pump.
- Fluids quick connectors on the outside of the canopy.
- Coolant and lubricant drainage, DEF filling and/or fuel feeding.
- Lockable external fuel filling.
- 6-way valves for external fuel tank connection.
- Customised canopy colour.
- Dummy loads for avoiding the problems derived from the continued low load operation.
- Heavy duty air, oil and/or fuel filters for dusty environments.
- Sand-traps for extremely dusty environments.



Automatic-manual fuel transfer pump



Battery charger



Fast fuel plug connection between external and internal fuel tank.



6-way valves



Coolant level sensor in radiator



Engine coolant heater



Spark extinguishing system



DSE890 Gateway - 3G (GSM)/ Ethernet



Earth leakage relay



Internal canopy lighting



Dummy load



Sand trap



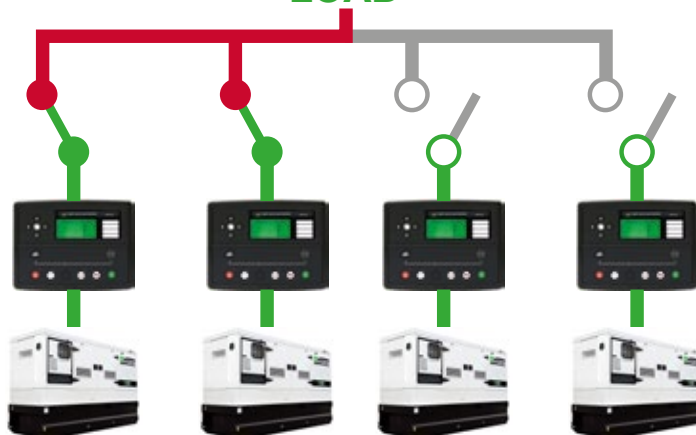
Rental gensets with synchronising panels

ADVANTAGES OF PARALLEL OPERATION

- ▶ More flexible, versatile and dependable systems
- ▶ Savings in fuel consumption
- ▶ Less stock of spare parts
- ▶ Longer life of the equipment
- ▶ Faster ROI!!



LOAD



Controller for gensets in parallel



DSE 8610 MKII
Synchronising & Load Sharing
Control Module

- ▶ Manual start mode, auto start mode on load demand or auto start mode on external input.
- ▶ “Load sharing” or “Base load” synchronising modes.
- ▶ Up to 32 gensets can be synchronised.
- ▶ The gensets can start all simultaneously or one after the other on load demand.
- ▶ Running hours balancing.
- ▶ RS232, RS485 & Ethernet communication ports that can operate simultaneously

POWER GENERATORS INMESOL

Our products:

3P Portable Range

IN Industrial Range

SB Stand-by Range

HR Heavy Range

LT Lighting Towers

RR Rental Range



MORE INFORMATION: www.inmesol.com



INMESOL, S.L.

CENTRAL HEAD OFFICE

Carretera de Fuente Álamo, 2. 30153 Corvera · MURCIA. SPAIN

Phone: +34 968 38 03 00 | Fax: +34 968 38 04 00

Email: inmesol@inmesol.com

www.inmesol.com



*Inmesol is present in over
80 countries worldwide*



Inmesol, S.L. company with ISO 9001 quality management system certificate for the: "Design, manufacture, marketing and technical assistance of power generators, lighting towers, welding generators, tractor with PTO generator and hybrid generation systems".